

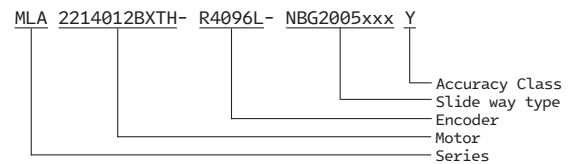
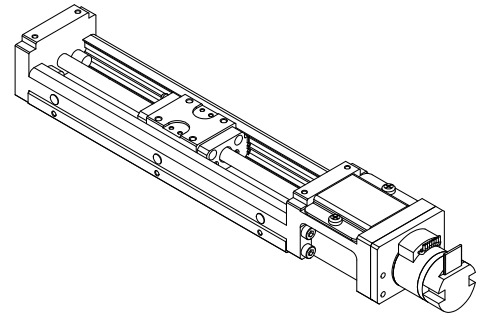
MLA2214012BXTH-R4096L-NBG2005xxxY

推力 : 10 N

瞬間推力 : 50 N

解析度 : 1.22 μm

連續移動速度 : 250 mm/s



搭配組合 Faulhaber 微型直流伺服馬達與高剛性線軌模組
最緊湊體積下充分發揮空心杯馬達特性，完成高加減速，高速，高精度定位
搭配控制器做閉迴路力量，速度與位置控制，同時具備多種通訊界面供選擇

日本 Nippon Bearing 特規線軌模組
達高剛性、高穩定性與高重現性之特性

另可選配更高解析度，保護蓋，煞車器與極限開關

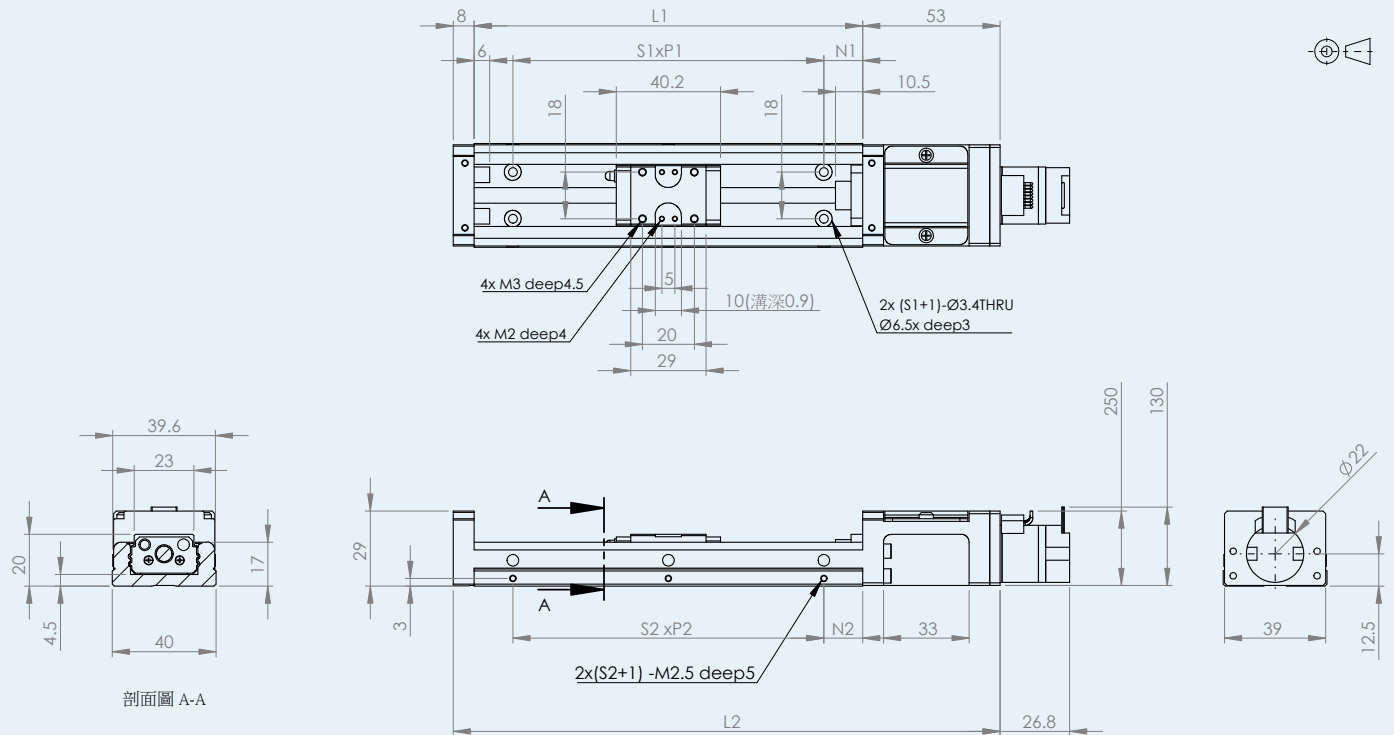
Technical Specification

Nominal voltage	24		V
Nominal current	0.65		A
Terminal resistance	6.95		Ω
Ballscrew pitch	5		mm
Operation temperature range	-20 ... +80		°C
Continuous force	10		N
Peak force	50		N
Continuous output speed, max	250		mm/s
Encoder resolution	4096		CPR
Linear resolution	1.22		μm
Accuracy class	H	P	
Accuracy	50	20	μm
Repeatability	±3	±1	μm
Slide guide backlash	5	0	μm

Slide way type	Stroke(mm)	L1 (mm)	L2 (mm)	N1 (mm)	S1xP1	N2 (mm)	S2xP2	Mass (kg)
NBG2005040	40	100	161	20	1x60	20	1x60	0.52
NBG2005090	90	150	211	15	2x60	15	2x60	0.65
NBG2005140	140	200	261	40	2x60	40	2x60	0.78

Dimensional drawing

Scale reduced mm



Motor Pin Assignment

Connector Type : MOLEX 43025-0800

Yellow	Phase C
Orange	Phase B
Brown	Phase A
Black	GND
Red	Um(+5V)
Grey	Hall sensor C
Blue	Hall sensor B
Green	Hall sensor A

Encoder Pin Assignment

Connector Type : DIN-41651

Pin 1	N.C.
Pin 2	UE
Pin 3	GND
Pin 4	N.C.
Pin 5	Ch A-
Pin 6	Ch A+
Pin 7	Ch B-
Pin 8	Ch B+
Pin 9	Ch I-
Pin 10	Ch I+

Option

Controller	Encoder	Brake	Cable
MC 3001 S RS/CO MC 3001 C RS/CO AEMT MC 3001 C PDIO MC 3001 C4 RS/CO MC 5004 C ET MC 5004 C ET AEMT	IE3-1024L IEF3-4096L IER3-10000L AEMT-12/16 L	PFB26E-24V	延長連接線組, 耐繞曲線組 請諮詢服務業務
			Others 保護蓋、雙滑塊、極限開關選配