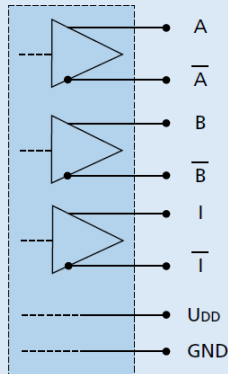




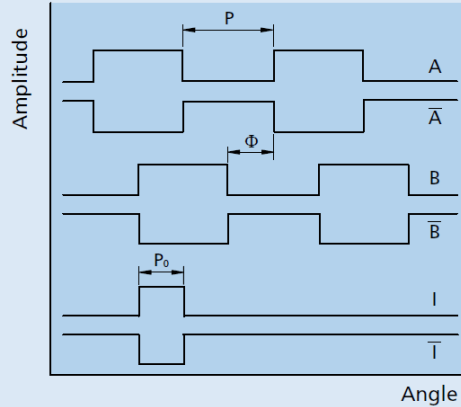
## Circuit diagram / Output signals

### Output circuit



### Output signals

with clockwise rotation as seen from the shaft end



## Connector information / Variants

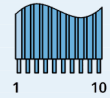
Example product designation: 2232S024BX4 IER3-6800L 3589

Option	Type	Description
3806	Connector	for combination with DC-Motors series CR, CXR and with Brushless DC-Motor series B(S), BP4 and BXT H. Connector variants AWG 28 / PVC ribbon cable with connector EN 60603-13 / DIN-41651.
3589	Connector	for combination with Brushless DC-Motors series BX4. Connector variants AWG 28 / PVC ribbon cable with connector EN 60603-13 / DIN-41651.

### Connection Encoder

#### No. Function

- 1 N.C.
- 2 U<sub>DD</sub>
- 3 GND
- 4 N.C.
- 5 Channel  $\bar{A}$
- 6 Channel A
- 7 Channel  $\bar{B}$
- 8 Channel B
- 9 Channel  $\bar{I}$
- 10 Channel I



#### Standard cable

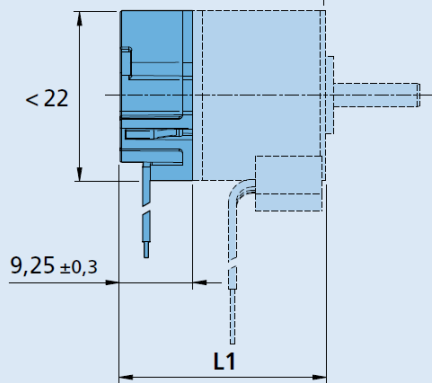
PVC-ribbon cable, 10-AWG 28, 1,27 mm

#### Caution:

Incorrect lead connection will damage the motor electronics!

## Dimensional drawing A

Example of combination with 2214...BXTH



IER3-1000...4096 L

